

cramer

REPRESENTED BY



We Get the Job Done.

# Fusion

PRICELIST



# Fusion



The Fusion series is our most flexible line with dozens of configurable options and available with r+ Technology - our patented polyurethane cover system. This versatility makes Fusion our best-selling line that can fill a variety of roles in both lab and technical environments.

**12**  
YEAR  
THREE-SHIFT  
WARRANTY

## Features

- Heavy-duty steel seat for multi-shift durability
- Contoured molded seat with waterfall edge ensures 24-hour comfort
- Dynamic range of adjustments support the full range of seated postures from active forward-leaning to recline
- High performance twist-lock footing with 20" diameter (on desk-to-counter and high heights)
- Supports up to 350 lbs
- 12-Year, Three-Shift Warranty
- SCS Indoor Advantage Gold Certification and may help contribute toward LEED certification
- R+ meets BIFMA Healthcare Furniture Cleanability Guidelines HCF 8.1
- ISO Class 5 Cleanroom

## Construction

- 26.75" fiberglass-reinforced nylon base
- 16-gauge steel seat pan
- Integrated steel arm structure with metal-to-metal connections eliminates points of failure
- High resiliency 3.5" thick seat foam
- Heat-bonded powder coat finish

## Options

- Arms: an adjustable arm option or a fully articulating arm option

- Casters: multi-surface dual wheel is standard. A variety of other casters are also available
- High-performance twist-lock footings: Flat surface black 20" is standard. Flat surface chrome 20" is also available
- Desk, desk-to-counter and high heights

## r+ Technology

- Patented r+ combination of polyurethane and molded foam provides a comfortable seat
- Resists punctures, tears and virtually all spills; and cleans easily with bleach or ethanol
- Textured surface prevents slipping
- r+ properties: tear strength of 17.7 kgF, puncture resistance of 9.9 kgF, stretch of 660%, abrasion resistance of 25,000 and a Ross Flex rating of 150,000 flexes

## ESD

Cramer ESD chairs are engineered to safely ground static, protecting sensitive equipment before discharge can do damage.

- Certified electrostatic discharge protection from top to floor
- ESD-safe casters or glides
- Polyurethane seat covers for cleanable, static-safe durability
- Flat surface chrome footing is standard
- 27.5" polished aluminum base
- Chrome cylinder standard



## How To Choose The Model

Work Surface Height	Chair Height
29 - 32 IN	Desk
30 - 37 IN	Desk-to-Counter
33 - 42 IN	High

**Pricing**

CHAIR HEIGHT	ADJUSTMENT MECHANISM	FUSION r+		ESD Fusion r+	
		MODEL NUMBER	LIST PRICE	MODEL NUMBER	LIST PRICE
Desk	2-Way	RPMD2	\$1,450		
	4-Way	RPMD4	\$1,610	RPMD4256Q	\$2,070
	7-Way	RPMD7	\$1,925		
Desk-to-Counter	2-Way	RPML2	\$1,690		
	4-Way	RPML4	\$1,850		
High	2-Way	RPMH2	\$1,640		
	4-Way	RPMH4	\$1,795	RPMH4256Q	\$2,250

2 Way - Seat Height, Back Depth

4 Way - Seat Height, Back Height, Back Angle, Seat Angle





7 Way - Seat Height, Back Height, Back Angle, Seat Angle, Chair Tilt, Forward Tilt Limiter, Seat Depth



**Dimensions**

SEAT DIMENSIONS	WIDTH (X) DEPTH	20.00 IN (X) 19.25
SEAT HEIGHT	MIN-MAX	
	DESK	16.50 IN - 21.50 IN
	DESK TO COUNTER	17.75 IN - 25.00 IN
	HIGH	22.00 IN - 32.00 IN
BACK DIMENSIONS	WIDTH (X) HEIGHT	16.75 IN - 15.00 IN
BASE DIMENSIONS	DIAMETER	26.75 IN
ARMPAD HEIGHT ABOVE SEAT	MIN - MAX	5.25 IN - 9.00 IN
DISTANCE BETWEEN ARMPADS	MIN - MAX	17.75 IN - 21.00 IN
WEIGHT	DESK	32 LBS
	DESK TO COUNTER	39 LBS
	HIGH	39 LBS
	ARMS	10 LBS

**Options**

ORDER CODE	CATEGORY	LIST PRICE
<b>r+ COLOR OPTIONS</b>		
282	grey .....	
262	sky .....	
252	black .....	
256	black (ESD only) .....	
<b>CASTERS</b>		
2	multi-surface dual wheel .....	standard**
3	non-rolling glide .....	n/c
9	weight activated breaks when seated .....	\$160 (not available for ESD models)
10	hard surface single wheel with 3" diameter .....	\$70 (not available for ESD models)
<b>ARMS</b>		
B	adjustable arms .....	\$205
T	articulating arms .....	\$260 (not available for ESD models)
<b>FOOTRINGS</b>		
	flat surface black footing .....	standard**
X	flat surface chrome footing (20") .....	\$40

\*\*Standard casters and footings included unless different options are requested.

**HOW TO ORDER**

MODEL NUMBER	COLOR CODE	AVAILABLE OPTIONS CODE
<input type="text"/>	<input type="text"/>	<input type="text"/>



- ▶ 800-298-0473
- ▶ CREATE@WORKBENCHES.COM
- ▶ WORKBENCHES.COM
- ▶ 5900 BALCONES DRIVE  
#24081 AUSTIN, TX 78731



We Get the Job Done.