

cramer

REPRESENTED BY



We Get the Job Done.

Helix

PRICELIST



Helix



Meet Helix, the future of modern lab and caregiver seating. Its patent-pending Frameless Back™ hugs the user, providing total support and unmatched freedom of motion. Its i+™ Polyurethane seamless seat and back cushions are perfect for clean environments, and the organic form and optional color accents bring a modern sensibility to progressive healthcare and lab facilities. Whether you twist, relax, focus or reach - Helix is there to support you.

Features

- Patent-pending Frameless Back™ adapts organically to the user, providing exceptional freedom of motion and comfort
- Intuitive one-touch height adjustment
- Seamless i+™ Polyurethane cushions resist contaminants and will withstand hospital cleaning agents
- Streamlined form minimizes the visual impact and doesn't interrupt sightlines
- Meets BIFMA Healthcare Furniture Cleanability Guidelines HCF 8.1
- ISO-Class 4 cleanroom rated
- 300lb weight capacity
- SCS Indoor Advantage Gold Certification and may help contribute toward LEED certification



Gold Award



Innovation Award

Construction

- i+™ Polyurethane seat and back
- Advanced thermoplastic elastomer flexing upright
- Heavy-duty formed steel mechanism
- Resilient glass fiber support spring
- 25" durable nylon base
- Class 4 pneumatic cylinder

Options

- High-performance twist-lock flat surface steel 20" black footring. Footring is only available on desk-to-counter and high-height
- Casters: multi-surface dual wheel is standard. Non-rolling glides and breaking casters are also available
- Desk, desk-to-counter, and high-height
- Available in five colors: Slate (dark grey), Stone (light grey), Citrine (yellow), Aquamarine (blue), Coral
- Fixed arm option available



Pricing

CHAIR HEIGHT	MODEL NUMBER	LIST PRICE
DESK	HXDU	\$1,300
DESK-TO-COUNTER	HXLU	\$1,525
HIGH	HXHU	\$1,475





Dimensions

SEAT DIMENSIONS	WIDTH (X) DEPTH	18.50 (X) 16.75 IN
SEAT HEIGHT	MIN-MAX	
	DESK	16.00 IN - 21.00 IN
	DESK TO COUNTER	17.25 IN - 24.50 IN
	HIGH	21.50 IN - 31.50 IN
BACK DIMENSIONS	WIDTH (X) HEIGHT	18.00 IN (X) 17.25 IN
BASE DIMENSIONS	DIAMETER	25 IN
ARMPAD HEIGHT ABOVE SEAT	FIXED	8.75 IN
DISTANCE BETWEEN ARMPADS	FIXED	20.75 IN
WEIGHT	DESK	26 LBS
	DESK TO COUNTER	33 LBS
	HIGH	33 LBS
	ARMS	4 LBS

How To Choose The Model

WORK SURFACE HEIGHT	CHAIR HEIGHT
29 - 32 IN	Desk
30 - 37 IN	Desk-to-Counter
33 - 42 IN	High

Options

ORDER CODE	CATEGORY	LIST PRICE
COLORS		
101	slate.....	
102	aquamarine	
103	stone	
104	coral	
105	citrine	
CASTERS		
2	multi-surface dual wheel	standard**
3	non-rolling glide	n/c
9	weight activated breaks when seated	\$160
ARMS		
A	fixed arms	\$150

** Standard casters and footing included unless different options are requested.



HOW TO ORDER

MODEL NUMBER	COLOR CODE	AVAILABLE OPTIONS CODE
<input type="text"/>	<input type="text"/>	<input type="text"/>



- ▶ 800-298-0473
- ▶ CREATE@WORKBENCHES.COM
- ▶ WORKBENCHES.COM
- ▶ 5900 BALCONES DRIVE
#24081 AUSTIN, TX 78731



We Get the Job Done.